

Company Profile: tips & examples

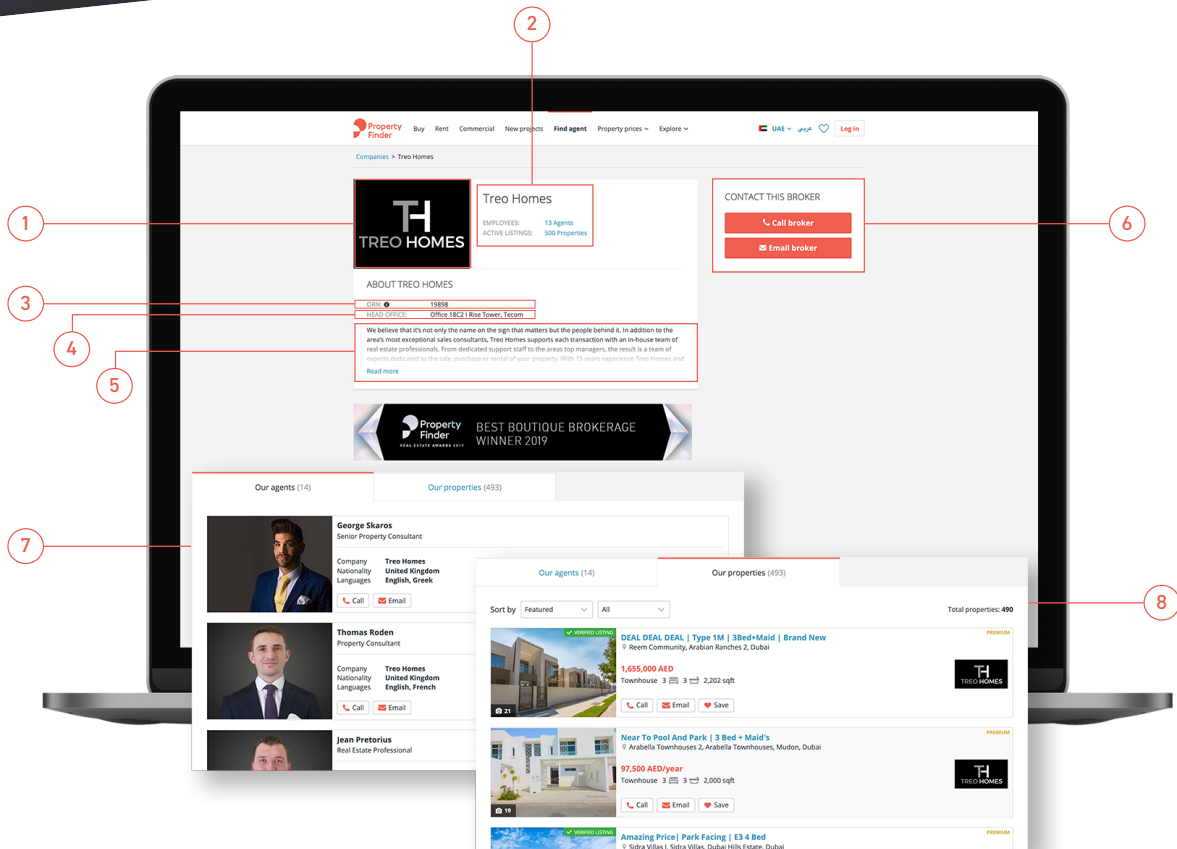


Property
Finder

HUB

Use our tips & Company Profile examples to showcase all your listings on Property Finder to the maximum. Demonstrate why you're the right brokerage for your prospective customer with a perfect Company Profile.

Your Company Profile page drives great exposure to your brand. Differentiate yourself and highlight why you are the right agency to contact for that particular customer right here. Here's what you should include on your Company Profile page:



1. LOGO

Upload quality resolution logo. No pixels or distorted dimensions
PNG, JPG, JPEG, BMP are accepted. The perfect ratio is: 520 W x 400 H pixels.

2. EMPLOYEES & ACTIVE LISTINGS

Will be displayed here once added in Manager. See "More Tips" below regarding these.

3. ORN (Office Registration Number)

Is given to you once you register with RERA in Dubai. This is a sign of authenticity and assures house hunters that you are regulated.

4. HEAD OFFICE

Include your company's accurate office location details so customers know where to find you.

5. DESCRIPTION

- Focus on what makes your company stand out from competitors
- Make this part personal, stand out from the crowd, be memorable!
- Tell your audience whether you specialise in sales, rentals or commercial
- Share how long the company has been in the market for
- Mention how many agents work with you
- Tell users about the company's leadership and their relevant market experience
- Include proof of the company's successful track record such as awards you've won

6. CONTACT INFO

Include your company's switchboard number and ensure the person in charge is trained to provide top-notch customer service.



MORE TIPS

7. YOUR AGENT DETAILS

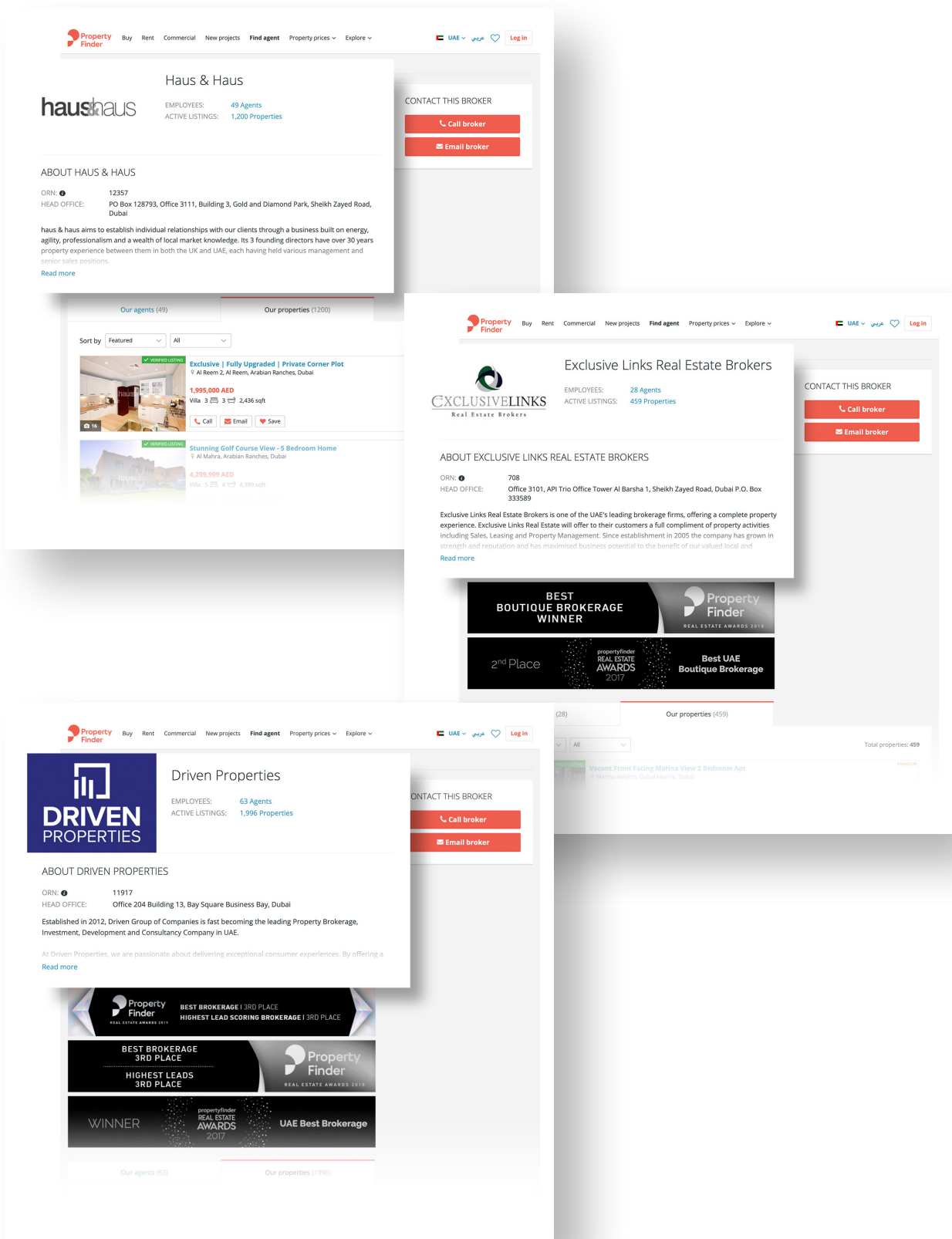
Include all agent profiles for the user to browse through and choose the right agent for their needs. Make sure all photos of your agents follow a uniform format so that it looks professional and consistent. Highlight what each agent specialises in, their nationality and the languages they speak. This will help house hunters reach out to the agent they are most comfortable conversing with. Ensure all of your agents' phone numbers and email addresses are correct.

8. YOUR PROPERTIES


Display all properties listed with your company. These can include properties for sale, for rent, commercial (for sale/for rent), etc. Make sure all listings have top Quality Score, such as top-notch images, good property titles, with watermark, etc., so they leave a good impression on house hunters.

Company Profile Examples

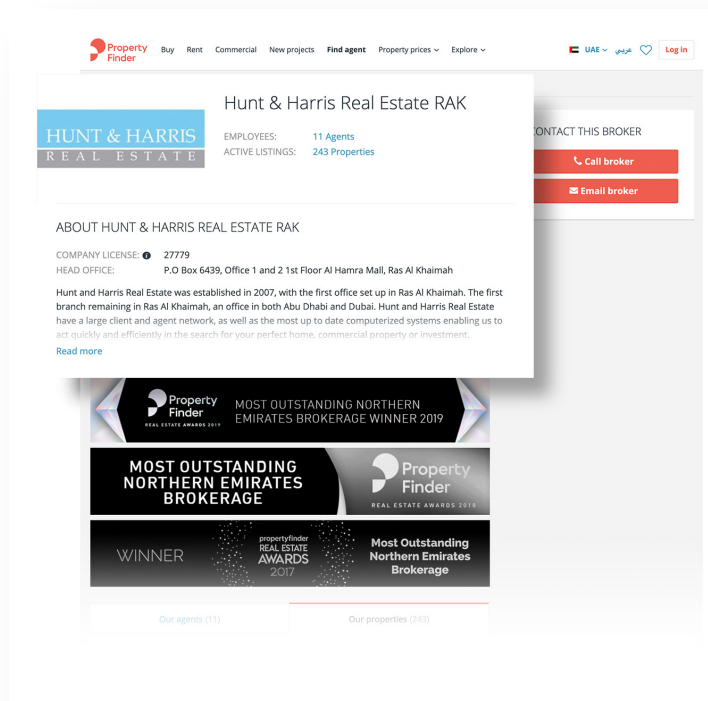
DUBAI



ABU DHABI



NORTHERN EMIRATES

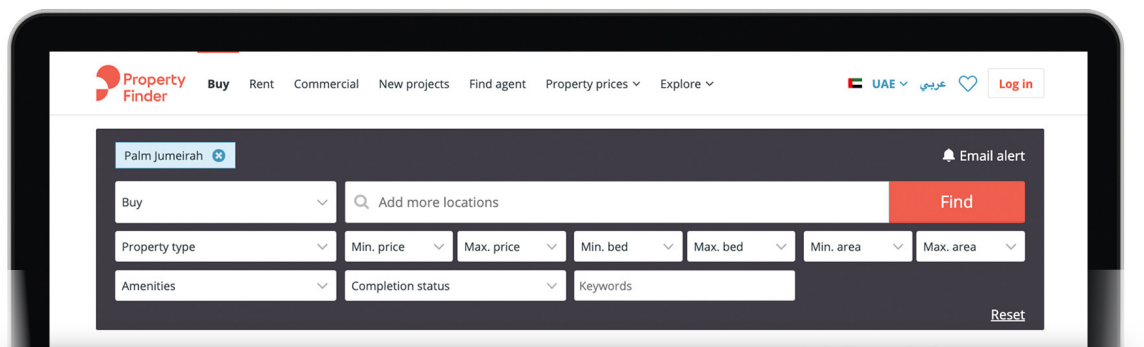


All set?

Head to Manager to complete your Company Profile, or have your administrator do it for you.



Want to see your properties on propertyfinder.ae?



Join thousands of brokerages and grow your business
with Property Finder by generating online leads.

GET STARTED

Check out propertyfinder.ae/hub for more free downloads and resources.

propertyfinder.ae/hub

T. +971 4 556 0300

A. 1505 Shatha Tower, Dubai Media City,
PO Box 50954, Dubai, UAE